

Student Achievement

2023-2024 Dual Credit Information

83

of Arlington students that earned college credit

1,462.5

Total Credits Earned

11% Increase in Students Earning Credits through Metropolitan Community College

Class of 2024 Data

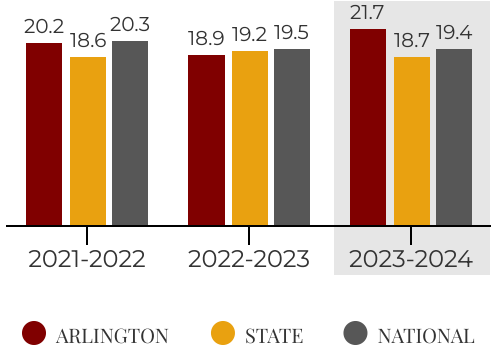
Total # of 2024 Arlington Graduates **60**

97%
Graduation Rate

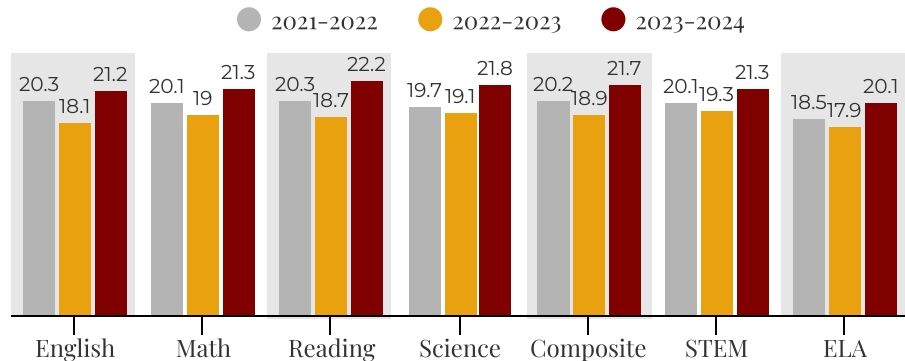


39 # of graduates that received at least one scholarship → **\$2,980,396**
Total dollar amount of scholarships earned by Class of 2024

2024 ACT Average Composite Score

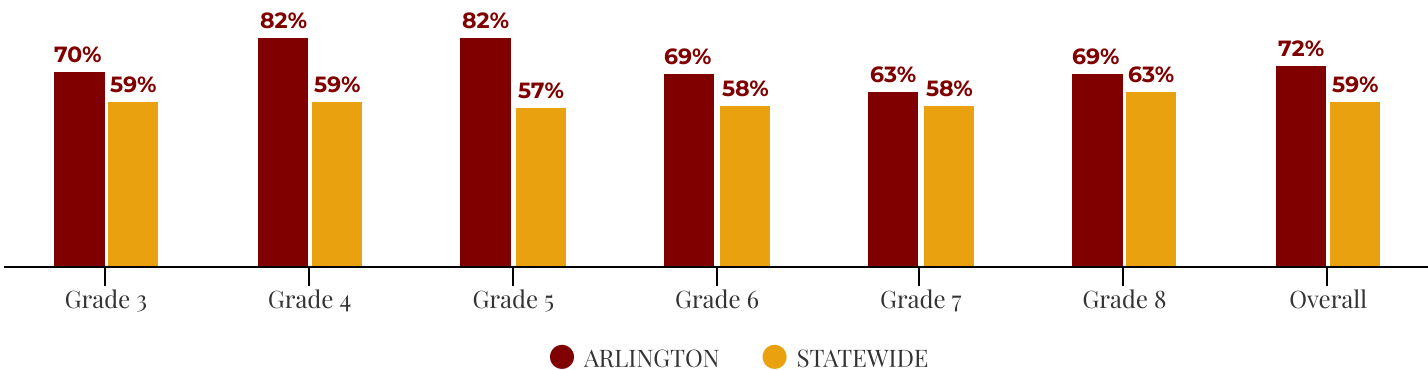


ACT 2024 Average Score by Subtest

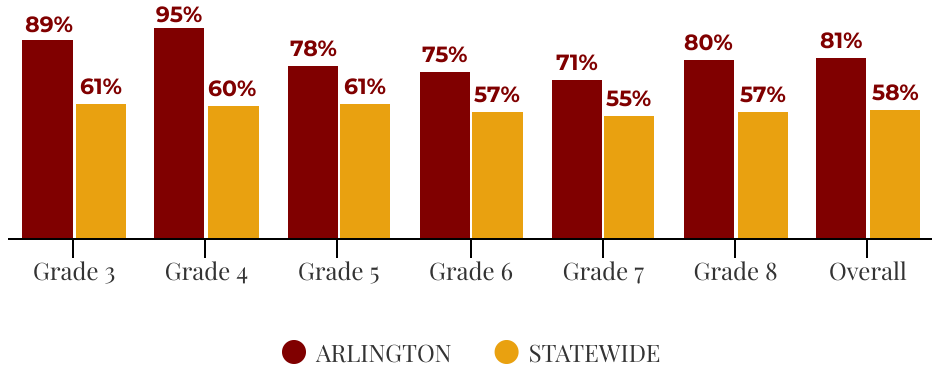


*Results represent students enrolled full-time in Arlington Public Schools.

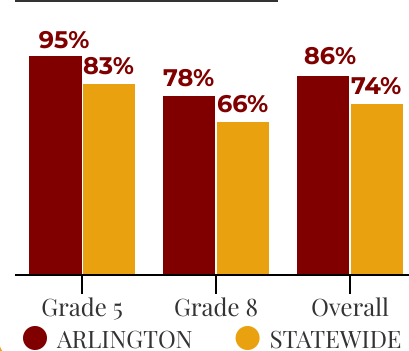
2024 NSCAS English Language Arts Percent Proficient



2024 NSCAS Mathematics Percent Proficient



2024 NSCAS Science Percent Proficient



2023-2024 Annual Report

Soaring to Excellence

Arlington Public Schools
705 N. 9th Street
Arlington, NE 68002
www.apseagles.org
facebook.com/apseagles.org

High School Office
PH: 402-478-4171
Elementary Office
PH: 402-478-4121

Superintendent's Office
PH: 402-478-4173
Fax: 402-478-4176



Annual Report

This Annual Report is intended to provide a 'snapshot' of information for district patrons. All of the information is based upon the **2023-2024** school year. We encourage you to visit our schools and to take an active role in the education of Arlington students. This report is produced by the superintendent's office and all comments and questions concerning this report should be directed to the superintendent's office at **402-478-4173**.

District Goals:

1. Maximize district resources to provide quality facilities and educational programs.
2. Work proactively with the community to improve the educational and enrichment programs.
3. Provide quality facilities to enhance educational programs and extracurricular programs.
4. Develop and implement plans using instructional best practices, formative and summative assessments, and student data to ensure that all students are college and career ready.
5. Research, develop and implement a school-wide plan to support mental, emotional, and behavioral health concerns of all students.

Our Mission

"The Mission of Arlington Public Schools is to empower all students to develop skills for life-long learning and responsible decision making in order to contribute to a global society."

Student Population Characteristics

Enrolled in Special Education
ARL- 13.91% STATE- 16.77%

Mobility Rate (Moving In/Out During Year)
ARL- 3.16% STATE- 5.50%

Eligible for Free/Reduced School Meals
ARL- 24.40% STATE- 51.80%

709

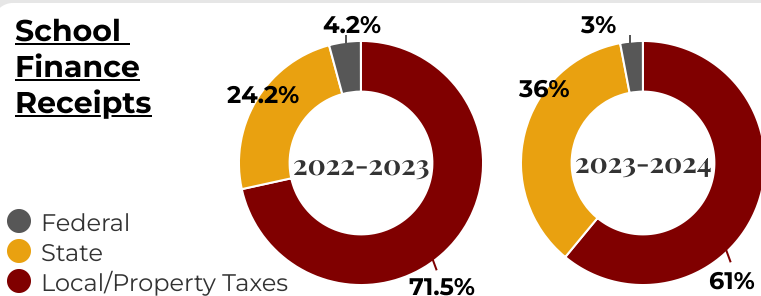
Total PK-12 Students in 2023-2024

2022/23 - 691 Students
 2021/22 - 710 Students
 2020/21 - 689 Students
 2019/20 - 708 Students

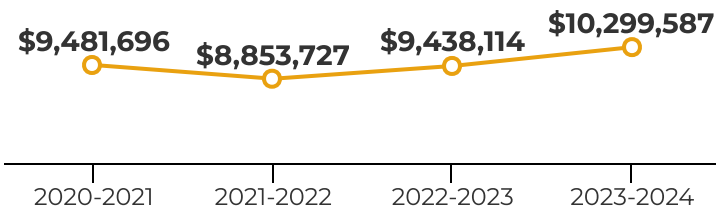
Parent-Teacher Conference Data

	Fall 2022	Fall 2023	Fall 2024
AES	96%	97%	96%
AMS	51%	58%	57%
AHS	34%	36%	40%

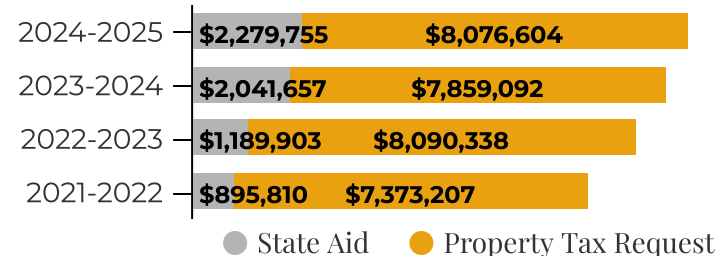
School Finance Receipts



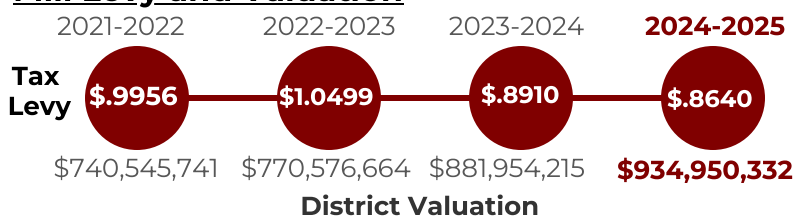
Total General Fund Disbursements



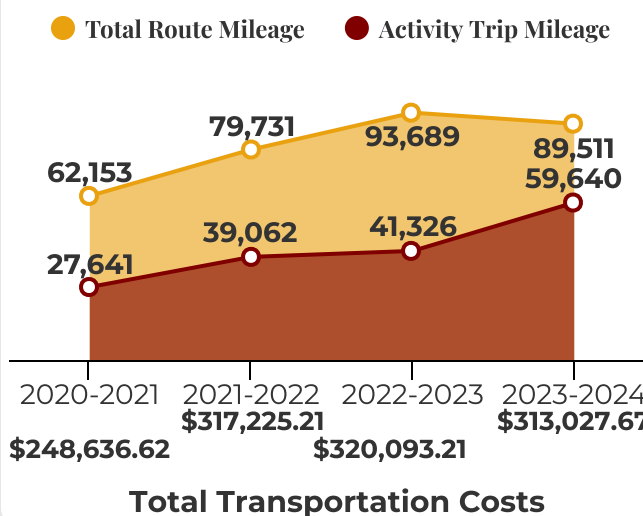
State Aid and Property Tax Request



Mill Levy and Valuation



Transportation Facts & Figures



Number of School Meals Served (K-12)

	Breakfast	Lunch
2023/24	9,439	78,709
2022/23	10,103	79,979
2021/22	22,775	83,949
2020/21	13,009	73,004

Certified Staff Data

	Avg. Teacher Salary	Avg. Years Experience	% w/Masters Degree/Higher
23/24	Arlington \$64,741	13.00	70.00%
	State \$60,378	14.00	59.00%
22/23	Arlington \$62,106	12.30	62.82%
	State \$58,923	13.86	58.25%
21/22	Arlington \$62,106	13.56	62.16%
	State \$58,923	13.94	57.72%
20/21	Arlington \$62,012	12.80	62.21%
	State \$57,536	13.95	56.85%

PK-12 Enrollment

Fall Membership 2023-2024

Pre-school	26
Kindergarten	53
1st Grade	43
2nd Grade	47
3rd Grade	53
4th Grade	39
5th Grade	55
6th Grade	52
7th Grade	49
8th Grade	65
9th Grade	62
10th Grade	57
11th Grade	46
12th Grade	62
Total PK-12	709

PK-12 Daily Attendance Data

Year	ARL	State
2023/24	95.54%	92.59%
2022/23	93.6%	92.5%
2021/22	95.35%	92.28%
2020/21	95.71%	93.21%
2019/20	95.05%	94.3%

AHS Student Participation Data

Year	Athletics	Activities
2023/24	67%	71%
2022/23	64%	69%
2021/22	62%	66%
2020/21	68%	66%
2019/20	70%	77%

% of Students involved in at least one school sponsored activity

Highlights

High School

- Partnered with Metropolitan Community College to offer a variety of courses: **83 students earned 1462.5 credit hours**
- Implemented **new Business, Industrial Technology, and Agriculture Education curriculum**
- Inducted **3 students** into the **Arlington Hall of Fame**
- **ArloStriv** broadcast multiple state championship events
- New Courses Added: **US Military History & Introduction to Sports Medicine**
- Added a campus **Multi-tiered Systems of Support Team** for student support

Elementary School

- Researched and piloted a **new Math curriculum**.
- Held **Bi-annual FUN RUN** fundraiser to support field trips, classroom projects, and playground improvements.
- **5th & 6th Grade experience outdoor education** at DeSoto Bend and Camp Fontanelle.
- Launched **Eagle Pride initiative** with "Arlo the Eagle" to promote classroom pride.

Activities Program

- **99 Scholar Athletes**
- 2024 Boys Track Team **Class C State Runner Up**
- **First National FFA Qualifying Team** - Horse Evaluation
- **FBLA 13 National Qualifiers**
- **FBLA E-Sports 2nd Place Nationally**
- **FBLA Recognized as Gold Champion Chapter**

Follow us on Twitter: [Arlington Schools @ArloEagles](#) [Arlington Activities @ArloEaglesSport](#)